

Builders Know The Difference.

Specifications



The Things that Matter Most.



Superior Quality

Our products work right the first time, with easy installation and trouble-free maintenance. This means you'll have few, if any, expensive and headache-inducing call backs.



Unparalleled Service

Great service is at the heart of our culture at Vector. We're real people who will answer the phone when you call, and if there is ever a problem with our windows or doors, we will make it right, period.



Personal Attention

Since every order is unique, you can't afford to be treated like just another account. At Vector, we'll work with you to meet your specific needs and exceed your expectations.



Exceptional Craftsmanship

We've been making the highest quality windows & doors for more than 25 years. We are proud of our work and the individual effort that goes into every product we make.

Energy Efficient Alternative


Envision windows use Innergy Rigid Thermal Reinforcements instead of aluminum to improve window thermal and structural performance. Which helps reduce condensation and allows for more comfortable household humidity levels.

The High-Performing Alternative to Aluminum Inserts

Superior performance doesn't get much easier than this.

Innergy Rigid Thermal Reinforcements are advanced fiber glass reinforced resin inserts, designed to slide easily into window and door frame chambers for greater support and insulation.

The result is a new, more efficient system with all the strength and structural reinforcement of aluminum, but with a whole new set of high performance benefits for the home.



INENERGY
Rigid Thermal Reinforcements



Innergy and Alluminum in a 32 degree ice bath

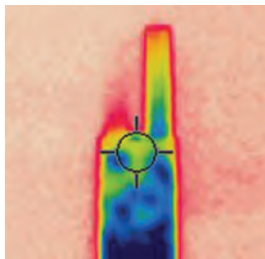


Photo taken after one hour ice bath

Innergy is the innovative, energy-efficient alternative to aluminum.

As the next-generation of thermal reinforcement for the industry, Innergy is able to deliver a quantum leap above aluminum in how windows perform:

Better thermal performance

Up to 700 times better than aluminum in material-to-material comparisons.

Better thermal break

Impervious to cold or heat

Better protection against condensation

Helps prevent staining that can occur with metal reinforcements

Better impact testing

Resistance to impact versus other reinforcement products

Better flexibility

Will not permanently set when impacted


High Efficiency Comes Standard.

For more information on energy efficiency and sustainable building, visit [EnergyStar.gov](https://www.energystar.gov) & [SustainableEnergyCoalition.org](https://www.sustainableenergycoalition.org).

Beyond Lower Costs

The LoE coating on every pane of glass in Vector windows & doors helps to protect interiors from sun damage by blocking harmful ultraviolet rays, without noticeably reducing visible light. Our windows & doors also deliver more comfort and create less condensation than conventional alternatives.

Traditional metal spacers conduct heat and cold, which causes condensation at the edge of the glass. This condensation is unsightly, and can contribute to unhealthy mold growth. A warmer edge all the way around will strike at the heart of the problem. Vector windows & doors use an industry-leading, non-metallic insulating structural foam spacer which helps reduce condensation and allows for more comfortable household humidity levels.




We use an industry-leading, non-metallic spacer to dramatically reduce condensation at the edge of the glass.

Green Throughout

At Vector, we're committed to conservation and protecting our environment. Because of their energy efficiency, homes with our windows & doors don't require as much electricity to heat and cool, which decreases unnecessary carbon emissions. We've also taken a number of steps to reduce the waste expended to create them. The material scrap generated by our manufacturing operations is recycled or reused. This includes all of the major components of our products—glass, vinyl, and metal. In addition, our saws and glass cutter utilize optimization software to greatly reduce the amount of material waste generated.

We have worked to make our factory as green as possible. To this end, we've installed high-efficiency lighting and programmable thermostats, and we've optimized the layout of our equipment to significantly cut our energy usage. Moreover, our production facility does not create any emissions that are harmful to the environment.



We recycle or reuse all of the scrap generated by our manufacturing operations, including glass.

Money Saving Efficiency

Our standard double-pane, LoE coated, double-strength glass can dramatically reduce window heat loss, because the interior glass stays warmer in cold temperatures, protecting homes from the chill of winter. In the summer, the windows transfer less heat, because the sun is filtered and reflected back outdoors. That means lower energy costs, no matter the climate.

Envision Glider Windows



Envision Glider windows offer a bold, traditional look, while heavy-duty construction and design deliver exceptional performance ratings. Our unique design brings the flexibility of radius tops, transoms to a popular.



NVG

The Right Fit

Envision Gliders are available in standard single vent, double vent and end-vent configurations.

Smooth Operation

Anti friction polymer sweep that continuously cleans the track and lets the window slide smoothly and quietly.

Strong Seal

The integrated full-perimeter nailing fin and triple weather seal ensures a strong seal to reduce drafts and leaks. The sash can be removed for easy cleaning.

Concealed Hardware

Sash locks are discreetly hidden from sight, ensuring an uninterrupted view of your surroundings.





























































Ultimate Energy Efficiency

Want to achieve the ultimate in energy savings? Our Envision Glider windows are available with triple-pane glass.

Double Glider

With Envision Double Gliders, both sashes are fully operational, providing the most flexibility.

Envision Glider Windows

		Unit Dimensions	2'5½"	2'11½"	3'5½"	3'11½"	4'5½"	4'11½"	5'5½"	5'11½"	
		Rough Opening	2'6"	3'0"	3'6"	4'0"	4'6"	5'0"	5'6"	6'0"	
		Operating Glass	12¾"	15¾"	18¾"	21¾"	24¾"	27¾"	30¾"	33¾"	
1'11½"	2'0"										
	18¾"		2620	3020	3620	4020	4620	5020	5620	6020	
	2'5½"										
	2'6"		2626	3026	3626	4026	4626	5026	5626	6026	
	2'11½"										
	3'0"		2630	3030	3630	4030	4630	5030	5630E	6030E	
	3'5½"										
	3'6"		2636	3036	3636	4036	4636E	5036E	5636E	6036E	
3'11½"	4'0"										
4'5½"	4'0"	3040	3640	4040E	4640E	5040E	5640E	6040E			
4'11½"	5'0"										
5'0"	4'6"	3046	3646	4046E	4646E	5046E	5646E	6046E			
5'4¾"	5'4¾"										
		3050	3650	4050E	4650E	5050E	5650E	6050E			

E: Denotes a unit that meets Egress.





Full View Sliding Patio Doors



Full View Sliding patio doors incorporate enhanced performance and ease of installation in a door system that has all the flexibility needed for today's design trends. This door meets ENERGY STAR 6.0 requirements for high performance and compliments either style of windows you choose.



Welded Frame & Sash

The fully-welded frame and sash provide extra strength & performance. Mechanically fastened patio doors have a less-than-perfect track record, so we weld every corner to ensure lasting performance.

Rolling Insect Screen

Let the refreshing breeze blow in while keeping the bugs out with our rolling insect screen. Each door comes standard with a heavy-duty extruded screen that has steel wheels for superior durability.

Hardware Options

Full View Sliding patio door handles come in White, Almond, Clay and can be ordered with an optional keyed lock set.

FVPD